

6

AFFIDAVIT SUBMITTED BY

Jane McCollum

Chief Deputy Treasurer

NAVARRO COUNTY TREASURER

STATE OF TEXAS


COUNTY OF NAVARRO


Before me, the undersigned authority, on this day personally appeared the following named persons, and after being duly sworn, deposes and says: Honorable H. M. Davenport, Jr., County Judge, Honorable Jason Grant, Commissioner Pct. 1, Honorable Eddie Perry, Commissioner Pct. 2, Honorable Eddie Moore, Commissioner Pct. 3, and Honorable James Olsen, Commissioner Pct. 4.

I, Jane McCollum, Navarro County Chief Deputy Treasurer, on this 13<sup>th</sup> day of December, 2021 present to the Navarro County Commissioners Court the revised Monthly Financial Report for the month ending on November, 2021 for the court to review and approve. This report is in compliance with section 114.026 of the Local Government Code, so therefore we hereby execute this affidavit for publication.


With this signed affidavit, We the Commissioners Court, state that the requirements of Subsection (C) have been met with the examination of this report.

Signed and executed this 13<sup>th</sup> day of December, 2021.

  
\_\_\_\_\_  
H. M. Davenport Jr. - County Judge

  
\_\_\_\_\_  
Jason Grant - Commissioner Pct 1


  
\_\_\_\_\_  
Eddie Perry - Commissioner Pct 2

  
\_\_\_\_\_  
Eddie Moore - Commissioner Pct 3

  
\_\_\_\_\_  
James Olsen - Commissioner Pct 4

SWORN AND SUBSCRIBED TO BEFORE ME, this 13<sup>th</sup> day of December, 2021 by H. M. Davenport, Jr., Jason Grant, Eddie Perry, Eddie Moore, and James Olsen, in their official capacities as the members of the Navarro County Commissioners Court.

ATTEST




  
\_\_\_\_\_  
Sherry Dowd - Navarro County Clerk

**NAVARRO COUNTY, TEXAS  
REPORT OF CASH AND INVESTMENTS  
FOR THE MONTH OF NOVEMBER, 2021**

FUND	BEGINNING BALANCE	RECEIPTS	BANK INTEREST	DISBURSEMENTS	ENDING BALANCE	TEX POOL BEGINNING BAL	TEX POOL DEP/WD	TEX POOL INTEREST	TEX POOL ENDING BAL	TOTAL
GENERAL	9,027,015.11	4,708,341.91	1,678.02	2,602,180.37	11,134,854.67	734,877.47	-	39.92	734,917.39	11,869,772.06
COMMUNITY SUPERVISION	229,860.97	55,946.36	35.25	144,221.44	141,621.14	97,939.72	-	5.33	97,945.05	239,566.19
JUVENILE PROBATION	1,129.36	168,815.34	13.56	37,594.55	132,363.71	8,029.70	(3,000.00)	0.42	5,030.12	137,393.83
FLOOD CONTROL	1,816,607.38	58,905.22	302.78	9,116.65	1,866,698.73	2,272.26	-	-	2,272.26	1,868,970.99
ROAD & BRIDGE - PCT 1	223,428.24	255,677.11	48.01	115,504.99	363,648.37	32,781.76	-	1.78	32,783.54	396,431.91
ROAD & BRIDGE - PCT 2	205,939.42	191,023.85	39.28	123,008.54	273,994.01	81,294.10	-	4.42	81,298.52	355,292.53
ROAD & BRIDGE - PCT 3	925,334.07	191,372.70	147.98	284,365.04	832,489.71	69,543.18	-	3.78	69,546.96	902,036.67
ROAD & BRIDGE - PCT 4	493,381.25	191,009.34	87.10	131,370.96	553,106.73	80,515.60	-	4.38	80,519.98	633,626.71
H.I.D.T.A.	17,458.25	431,020.72	2.87	431,020.72	17,461.12	-	-	-	-	17,461.12
H.I.D.T.A. SEIZURE	31,820.81	-	5.23	-	31,828.04	1,785.69	-	-	1,785.69	33,811.73
DEBT SERVICE	94,232.78	71,653.31	21.38	-	165,907.47	2,296.14	-	-	2,296.14	168,203.61
CAPITAL PROJECTS	3,559.20	-	0.59	-	3,559.79	10,881.11	-	0.60	10,881.71	14,441.50
SHERIFF STATE SEIZURE	83,302.53	1,478.40	13.70	-	84,794.63	54.05	-	-	54.05	84,848.68
DISTRICT ATTY FORF	99,144.32	3,877.00	16.72	7,200.92	95,837.12	118,299.64	-	6.47	118,306.11	214,143.23
HEALTH INSURANCE	944,925.91	616,450.51	39.26	1,480,104.75	81,310.93	12,597.53	-	0.67	12,598.20	93,909.13
ECONOMIC DEVELOPMENT	-	-	-	-	-	2,263.34	-	-	2,263.34	2,263.34
TRUST	1,384,833.13	161,394.69	264.96	123,644.29	1,422,848.49	276,134.91	-	15.01	276,149.92	1,698,998.41
LAKE TRUST	242.77	-	0.04	-	242.81	100,277.45	-	5.45	100,282.90	100,525.71
REVOLVING & CLEARING	2,156,535.61	4,223,271.87	653.25	4,242,096.02	2,138,384.71	804.17	-	-	804.17	2,139,168.88
PAYROLL FUND	16,013.11	1,254,162.04	63.40	1,254,162.04	16,076.51	-	-	-	-	16,076.51
DISBURSEMENT FUND	101,981.52	3,528,471.61	3,998.47	3,528,460.54	105,991.08	-	-	-	-	105,991.06
2014 GO BONDS	101,961.03	-	16.76	-	101,977.79	-	-	-	-	101,977.79
SPECIAL REVENUE	784,012.65	1,735.33	128.75	4,184.59	781,692.14	-	-	-	-	781,692.14
SHERIFF FED SEIZURE	676,291.32	-	111.17	-	676,402.49	-	-	-	-	676,402.49
ELECTION CONTRACT	173,560.72	-	28.53	-	173,589.25	-	-	-	-	173,589.25
A.R.P.A.	4,869,545.48	-	800.48	-	4,870,345.96	-	-	-	-	4,870,345.96
<b>TOTAL</b>	<b>24,462,116.94</b>	<b>16,114,607.31</b>	<b>8,617.64</b>	<b>14,618,236.41</b>	<b>26,067,005.38</b>	<b>1,632,647.82</b>	<b>(3,000.00)</b>	<b>88.23</b>	<b>1,629,736.06</b>	<b>27,696,741.43</b>

	CURRENT MONTH	YTD
INTEREST EARNED:	8,605.77	13,247.87

  
Prepared By: Jane McCollum / Chief Deputy Treasurer

12/8/2021  
Date